



# ***Regional Economic Trends for Calhoun County***



**APRIL 2022**



# CALHOUN COUNTY

**The Trend:** Calhoun County employment increased from Q2 2021 to Q3 2021 by 322 jobs. Between December and January, the unemployment rate and the labor force participation rate both increased while the employment-to-population rate decreased. This is likely a sign that unemployed individuals are still looking for work. Job postings were higher in January than in December, with registered nurse as the most in-demand job.

## COUNTY UPDATE



The labor force participation rate was 54.5% in January. This is a 0.1 percentage point increase from the previous month.



The employment-to-population ratio was 51.4% in January. This is a 0.1 percentage point decrease from the previous month.



The unemployment rate was 5.6% in January. This is a 0.3 percentage point increase from the previous month.



The total labor force saw an increase of 105 people from December to January. The number of employed people decreased by 69, and the number of unemployed people increased by 174.



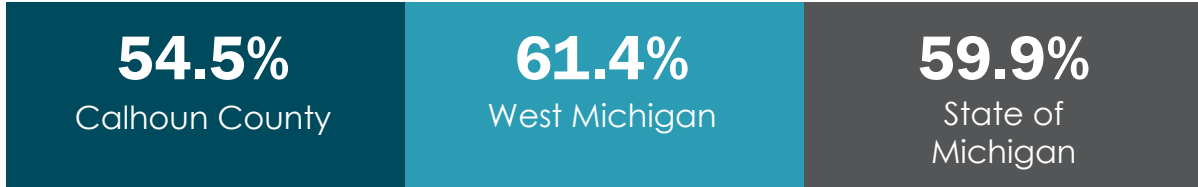
Total employment increased by 0.8% from Q2 2021 to Q3 2021.



There were 1,474 job postings in January, an increase of 12.8% from December.

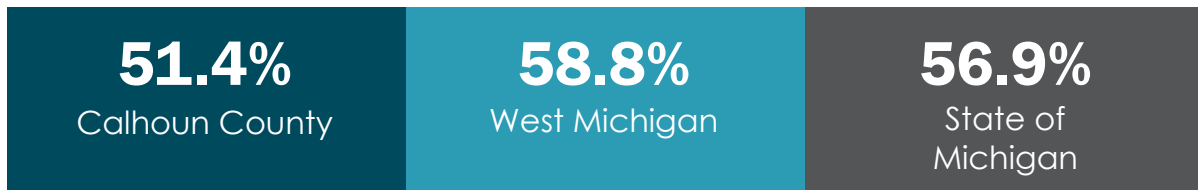
# KEY ECONOMIC INDICATORS

## Labor Force Participation Rate



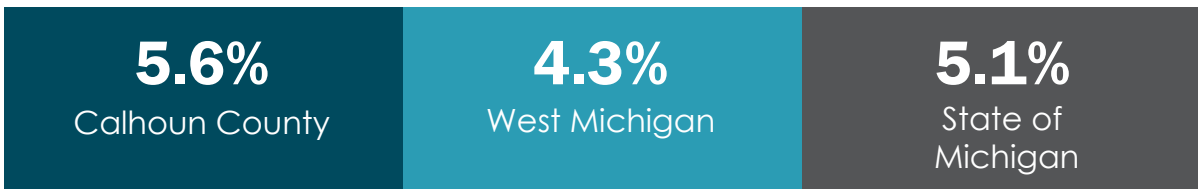
The labor force participation rate, which measures the economy's active workforce, was 54.5% in Calhoun County in January. This was lower than the rate for west Michigan by 6.9 percentage points, and lower than that of the state of Michigan by 5.4 percentage points.

## Employment-to-Population Ratio



The employment-to-population ratio, which measures the proportion of the population that is employed, was 51.4% for Calhoun County in January. This was 7.4 percentage points below the ratio for west Michigan and 5.5 percentage points lower than that of the state of Michigan.

## Unemployment Rate

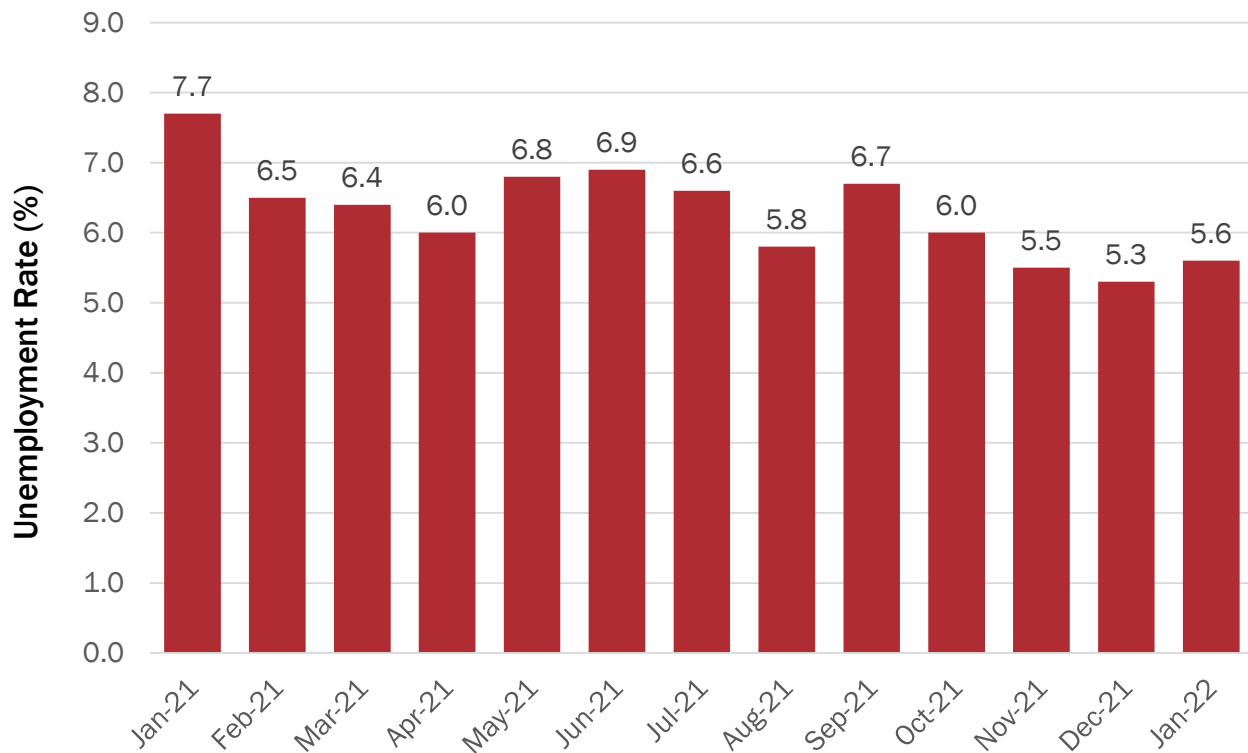


The unemployment rate, which measures the percentage of the workforce that is looking for work, was 5.6% in Calhoun County in January. This was 1.3 percentage points higher than the rate for west Michigan and 0.5 percentage points higher than for the state of Michigan.

SOURCE: BLS Local Area Unemployment Statistics (LAUS) & Upjohn Institute, 2022

**“West Michigan” includes Allegan, Barry, Berrien, Branch, Calhoun, Cass, Ionia, Kalamazoo, Kent, Montcalm, Muskegon, Ottawa, St. Joseph, and Van Buren Counties.**

## Unemployment Rate (not seasonally adjusted)



SOURCE: BLS Local Area Unemployment Statistics & Upjohn Institute, 2022

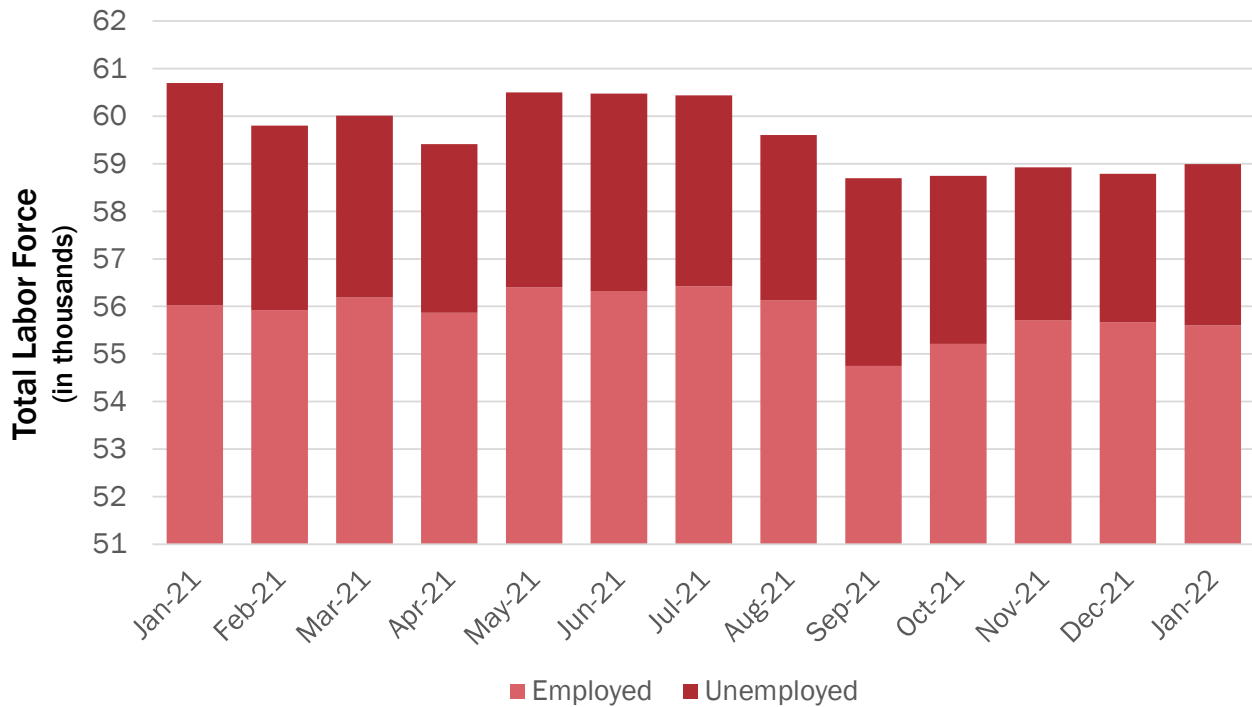
From December to January, the unemployment rate in Calhoun County increased by 0.3 percentage points, to 5.6 percent. The unemployment rate for January is 2.1 percentage points lower than it was at the same time a year earlier.

In January, there were **2.2 job seekers** for every **job posting** in Calhoun County.\*

—Burning Glass Technologies, BLS Local Area Unemployment Statistics (LAUS) & Upjohn Institute, 2022

\*Burning Glass data capture only jobs that are posted online and in more traditional employment relationships. Singular job postings for multiple positions may not be fully counted.

## Total Labor Force (not seasonally adjusted)



SOURCE: BLS Local Area Unemployment Statistics (LAUS) & Upjohn Institute, 2022

The total labor force in Calhoun County in January stood at 58,895, an increase of 105 people from the December labor force of 58,790. The labor force in Calhoun County has shrunk by 3.0% since January 2021, when it stood at 60,702. This indicates a decrease in the available labor for firms in the area.

## Labor Force by the Numbers, Q2 2021

- 24.6%** Percentage of workers 25 and older with a bachelor's degree or advanced degree
- 34.4%** Percentage of workers 25 and older with an associate degree or some college
- 30.1%** Percentage of workers 25 and older with a high school degree or equivalent

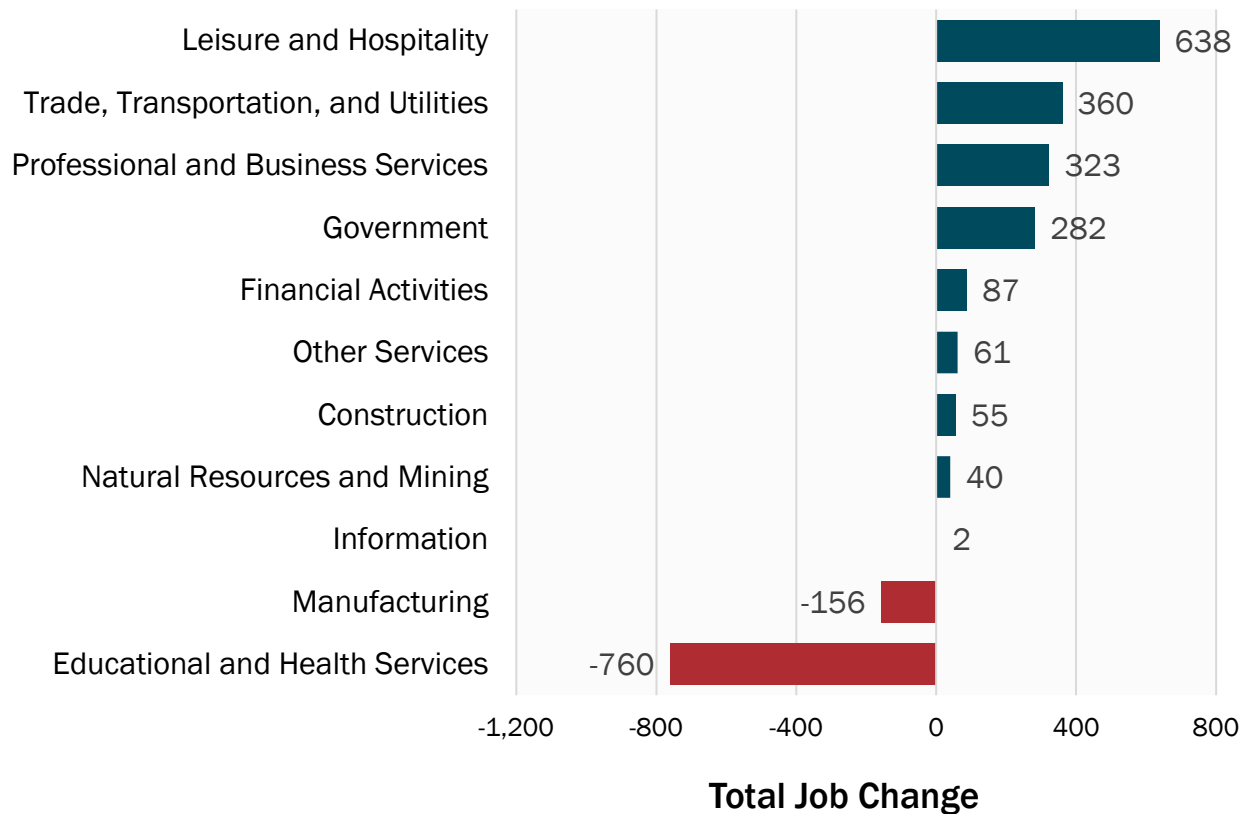
SOURCE: Quarterly Workforce Indicators, 2021

## Employment by Industry Calhoun County (not seasonally adjusted)

Measure	Q3 2021	% Change Q2 to Q3	Q2 2021	% Change Q3 to Q3	Q3 2020
<b>Employment (by place of work)</b>					
Total private-sector employment	41,086	0.8%	40,764	1.6%	40,433
Goods-producing	12,253	-1.0%	12,381	-0.5%	12,314
Natural resources and mining	323	-8.8%	354	14.1%	283
Construction	1,862	0.1%	1,861	3.0%	1,807
Manufacturing	10,068	-1.0%	10,166	-1.5%	10,224
Private service-providing	28,833	1.6%	28,383	2.5%	28,119
Trade, transportation, and utilities	8,799	2.5%	8,585	4.3%	8,439
Information	193	2.1%	189	1.0%	191
Financial activities	1,150	1.1%	1,138	8.2%	1,063
Professional and business services	4,706	2.4%	4,596	7.4%	4,383
Educational and health services	8,395	-2.2%	8,585	-8.3%	9,155
Leisure and hospitality	4,096	7.3%	3,819	18.4%	3,458
Other services	1,410	1.5%	1,389	4.5%	1,349
Unclassified	84	2.4%	82	3.7%	81
Government	9,844	-1.2%	9,962	2.9%	9,562

SOURCE: Quarterly Census of Employment and Wages & Upjohn Institute, 2021

## Employment Change, Q3 2020 to Q3 2021 (not seasonally adjusted)



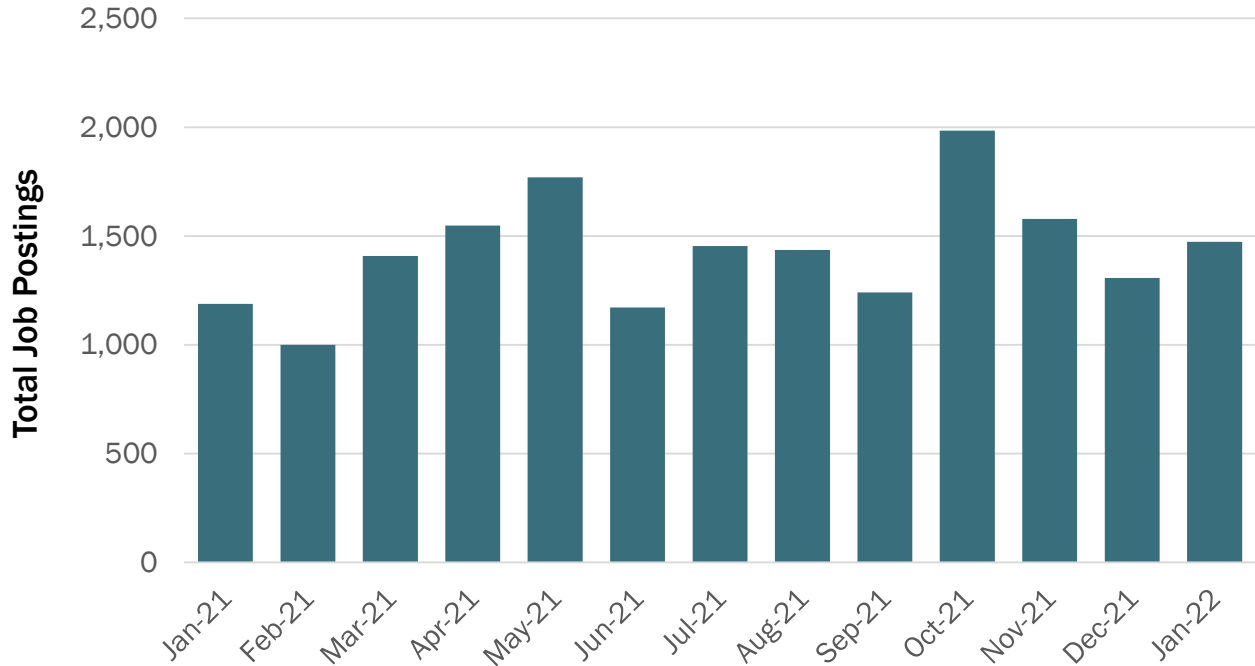
SOURCE: Quarterly Census of Employment and Wages & Upjohn Institute, 2021

The most recent data show that the greatest decrease in employment in Calhoun County from Q3 2020 to Q3 2021 was in educational and health services, which declined by 760 jobs, or 8.3%. The greatest increase in employment from Q3 2020 to Q3 2021 in the county occurred in leisure and hospitality, which grew by 638 jobs, or 18.4%.

The average weekly wage for nonfarm jobs in Calhoun County in Q3 2021 was **\$1,095.**

SOURCE: Quarterly Census of Employment and Wages, 2021

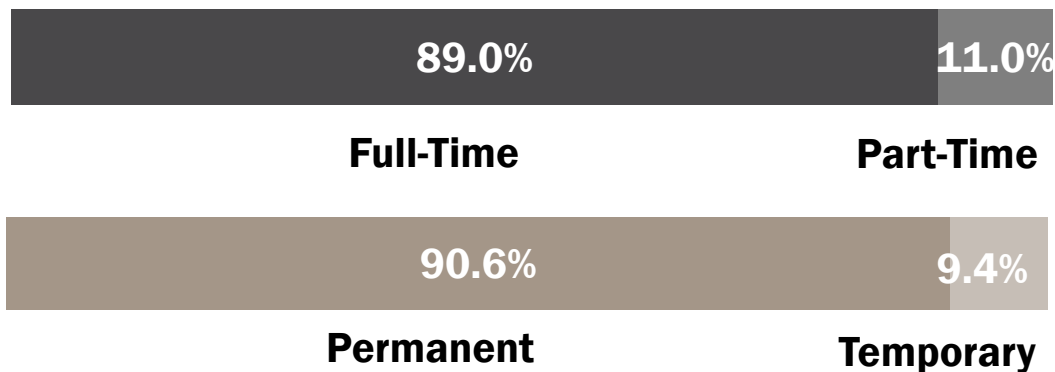
## Total Job Postings for January 2022



SOURCE: Burning Glass Technologies, 2022

The number of job postings in Calhoun County, which demonstrates demand for labor, increased by 12.8 percent between December and January, from 1,307 postings to 1,474. The majority of postings in the county, as reported through Burning Glass Technologies, were for full-time and permanent positions.

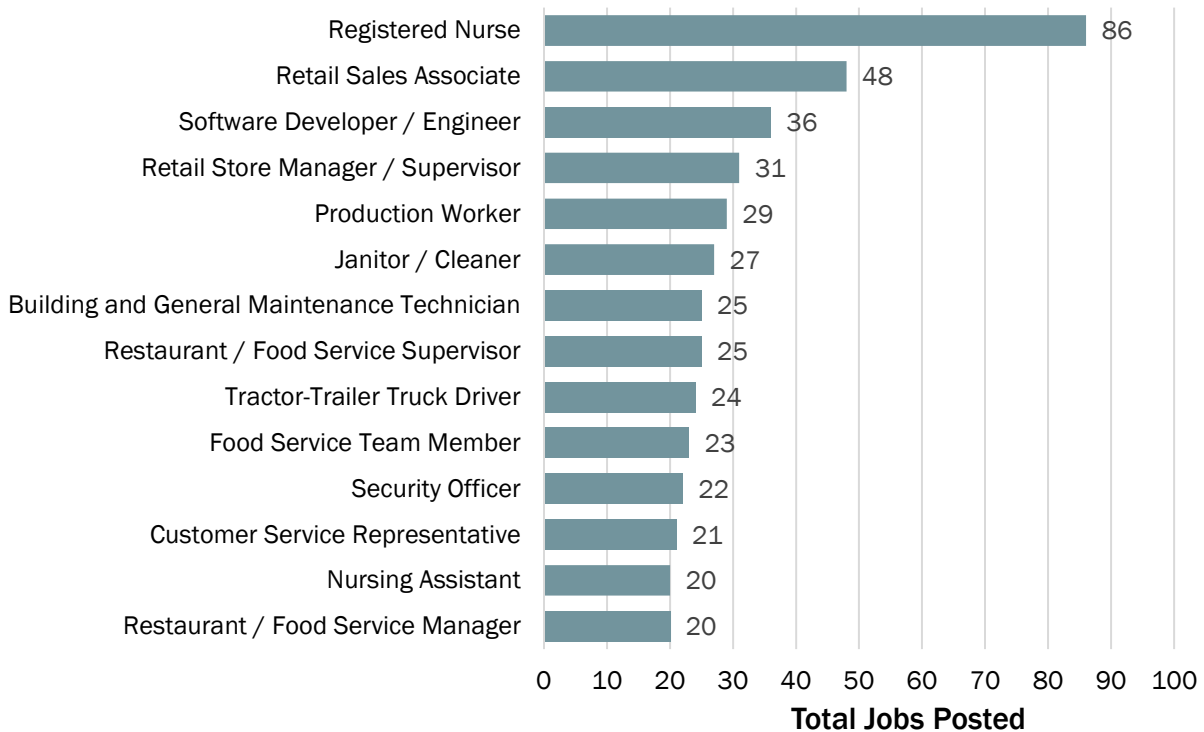
## Types of Job Postings for January 2022



SOURCE: Burning Glass Technologies, 2022



## Top Occupations with Job Postings for January 2022



SOURCE: Burning Glass Technologies, 2022

The top occupations with job postings in January were registered nurse, retail sales associate, and software developer. A plurality of job postings, 42.3%, required only a high school degree or vocational training. This is 1.8 percentage points lower than for December in the proportion of job postings requiring no more than a high school degree. The proportion of jobs requiring an associate degree increased by 0.2 percentage points from December, and the proportion of jobs requiring at least a bachelor's degree increased by 1.5 percentage points.

- 42.3%** of job postings in January required only a high school diploma or vocational training.
- 15.6%** of job postings in January required an associate degree.
- 42.0%** of job postings in January required a bachelor's degree or higher.

NOTE: Percentages may not sum to 100.0 because of rounding.

SOURCE: Burning Glass Technologies, 2022

## About the Upjohn Institute

The W.E. Upjohn Unemployment Trustee Corporation was incorporated on October 24, 1932, as a Michigan 501(c)(3) nonprofit corporation, and is doing business as the W.E. Upjohn Institute for Employment Research. The W.E. Upjohn Institute for Employment Research has been conducting economic research and consultation for 75 years, since its founding in 1945.

The Upjohn Institute is governed by a Board of Trustees, which employs a President who is responsible for the overall operation of the Institute. The President of the Upjohn Institute is Dr. Michael Horrigan.

The Upjohn Institute currently employs 104 individuals. Upjohn's research and consultation program is conducted by a resident staff of professional social scientists, 12 of whom are PhD-level economists (senior staff). Senior staff is supported by a staff of research analysts and additional support staff. Upjohn also administers the federal and state employment programs for its four-county area through the local Workforce Investment Board. Upjohn also publishes books on economic development, workforce development, and other employment-related topics.

The PhD-level economists have more than 175 years of collective experience, conducting research on a broad variety of economic and employment topics. Their experience includes, but is not limited to, employment program evaluation, labor market dynamics, labor-management relations, employment and training programs, economic and workforce development, income replacement policy, worker adjustment, the role of education in labor markets, employment and compensation, disability, international comparison of labor adjustment policies, site selection experience, and state, regional, and local economic analysis.

---

## About the Regional Team

The Upjohn Institute also has a Regional Economic Planning Services team of specialists who provide economic insights and analysis regionally and statewide in Michigan, in other individual states, and nationally. The team has experience in:

- Economic impact analysis
- Fiscal/cost-benefit impact analysis
- Labor market analysis
- Facilitating and conducting effective one-on-one interviews, focus groups, workshops, and charrette sessions in a diverse array of environments
- Economic and workforce development and education strategies
- GIS mapping abilities
- Rural and urban land use and economic development planning services
- Regional data analysis

## Report Contributors

**Michael Horrigan**  
President

**Brian Pittelko**  
Research Coordinator

**Laura Pyle**  
Regional Assistant

**Dakota McCracken**  
Regional Analyst

**Gerrit Anderson**  
Mapping and Visualization Specialist

**Ben Jones**  
Editor

**Erika Jones**  
Production Coordinator

---

## For More Information

For questions or information about this report, contact Brian Pittelko, Research Coordinator, 269-385-0424 or [pittelko@upjohn.org](mailto:pittelko@upjohn.org).

For definitions and descriptions of methodology and variables used in the report, please access our data dictionary at: [http://www.upjohn.org/Business\\_Outlook/Data\\_Dictionary/](http://www.upjohn.org/Business_Outlook/Data_Dictionary/).