



# ***Regional Economic Trends for Calhoun County***



**AUGUST 2021**



# CALHOUN COUNTY

**The Trend:** Calhoun County continues to show small growth, gaining more than 100 jobs from Q3 2020 to Q4 2020. Between April 2021 and May 2021, the unemployment rate, employment-to-population ratio, and labor force participation rate increased. This is likely a sign that individuals are reentering the labor market but not necessarily finding jobs right away. Job postings were higher in May than in April, with more postings in manufacturing and retail trade.

## COUNTY UPDATE



The labor force participation rate was 56.0% in May 2021. This is a 1.0 percentage-point increase from the previous month.



The employment-to-population ratio was 52.2% in May 2021. This is a 0.5 percentage-point increase from the previous month.



The unemployment rate was 6.8% in May 2021. This is a 0.8 percentage-point increase from the previous month.



The total labor force saw an increase of 1,088 people from April to May. The total increase in employed people was 541, and the total increase in unemployed people was 547.



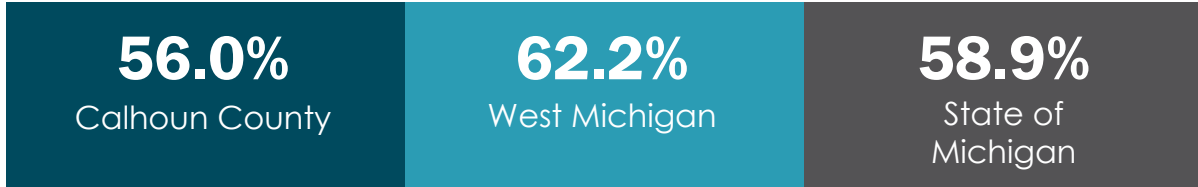
Total employment increased by 0.3% from Q3 2020 to Q4 2020.



There were 1,890 job postings in May 2021, an increase of 21.9% from April.

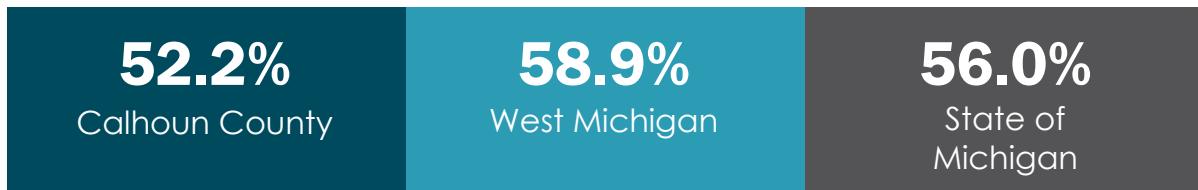
# KEY ECONOMIC INDICATORS

## Labor Force Participation Rate



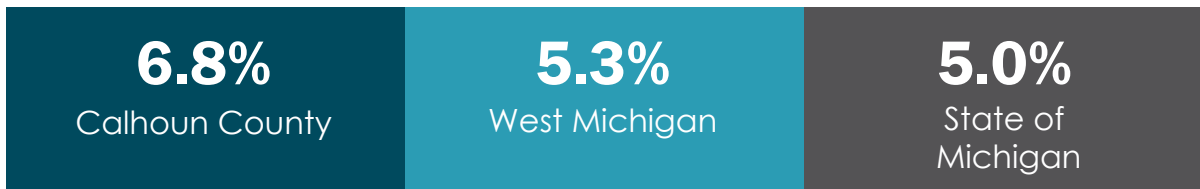
The labor force participation rate, which measures the economy's active workforce, was 56.0% in Calhoun County in May. This was lower than the rate for west Michigan by 6.2 percentage points, and lower than that of the state of Michigan by 2.9 percentage points.

## Employment-to-Population Ratio



The employment-to-population ratio, which measures the proportion of the population that is employed, was 52.2% for Calhoun County in May. This was 6.7 percentage points below the ratio for west Michigan and 3.8 percentage points lower than that of the state of Michigan.

## Unemployment Rate

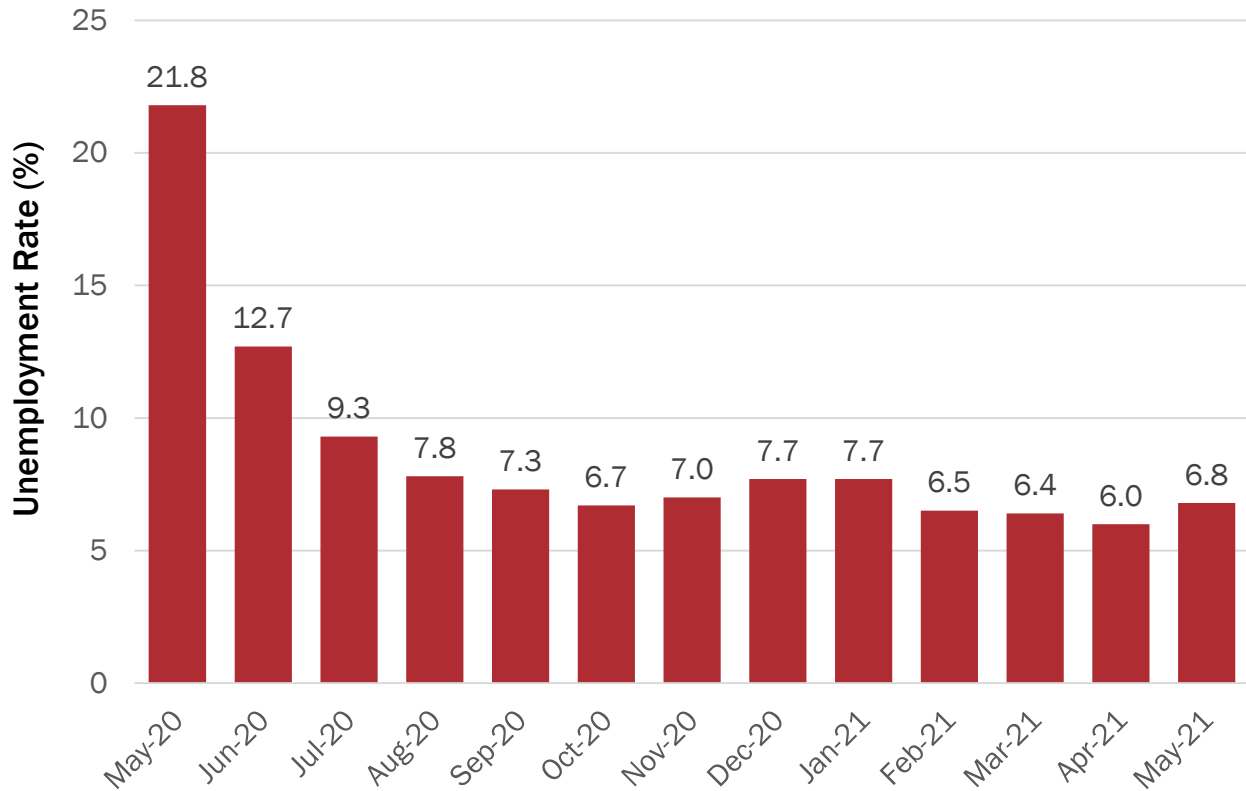


The unemployment rate, which measures the percentage of the workforce that is looking for work, was 6.8% in Calhoun County in May. This was 1.5 percentage points higher than the rate for west Michigan and 1.8 percentage points higher than the rate for the state of Michigan.

SOURCE: BLS Local Area Unemployment Statistics (LAUS) & Upjohn Institute, 2021

**“West Michigan” includes Allegan, Barry, Berrien, Branch, Calhoun, Cass, Ionia, Kalamazoo, Kent, Montcalm, Muskegon, Ottawa, St. Joseph, and Van Buren Counties.**

## Unemployment Rate (not seasonally adjusted)



SOURCE: BLS Local Area Unemployment Statistics & Upjohn Institute, 2021

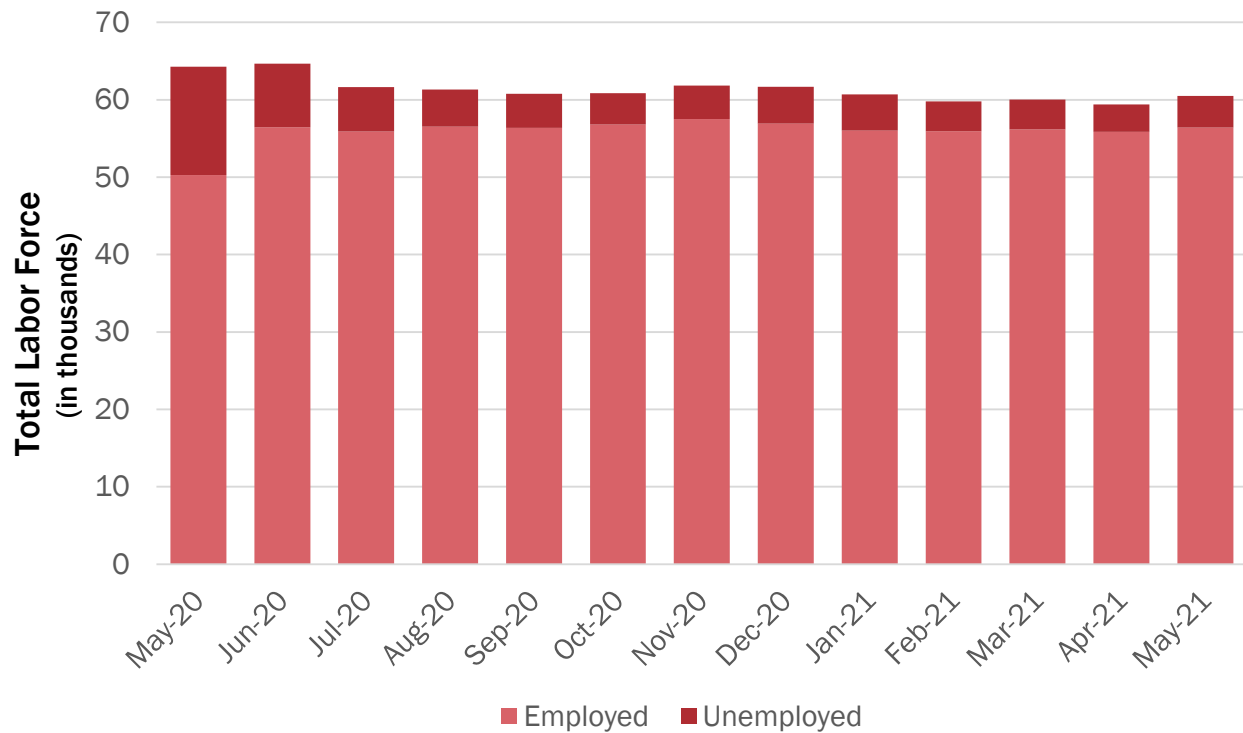
From April to May, the unemployment rate in Calhoun County increased by 0.8 percentage points, to 6.8 percent. The unemployment rate is 15.0 percentage points lower than it was at the same time last year.

In May, there were **2.2 job seekers** for every **1 job posting** in Calhoun County.\*

Burning Glass Technologies, BLS Local Area Unemployment Statistics (LAUS), & Upjohn Institute, 2021

\*Burning Glass data capture only jobs that are posted online and in more traditional employment relationships. Singular job postings for multiple positions may not be fully counted.

## Total Labor Force (not seasonally adjusted)



SOURCE: BLS Local Area Unemployment Statistics (LAUS) & Upjohn Institute, 2021

The total labor force in Calhoun County in May stood at 60,512, an increase of 1,101 people from the April labor force of 59,411. The total labor force in Calhoun County has shrunk by 5.8% since May 2020, when it stood at 64,267. This indicates a decrease in the available labor for firms in the area.

## Labor Force by the Numbers, Q3 2020

- 24.4%** Percentage of workers 25 or older with a bachelor's degree or advanced degree
- 34.4%** Percentage of workers 25 or older with an associate degree or some college
- 30.5%** Percentage of workers 25 and older with a high school degree or equivalent

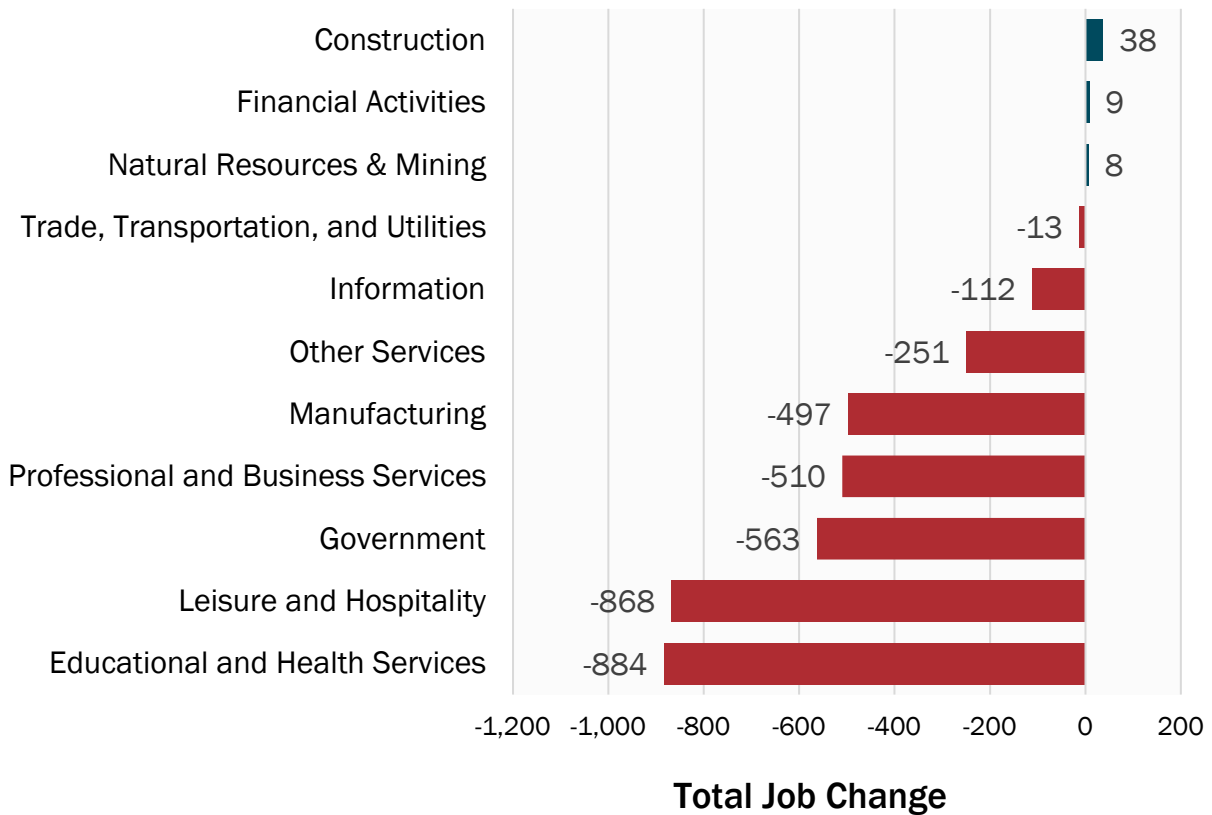
SOURCE: Quarterly Workforce Indicators, 2020

## Employment by Industry Calhoun County (not seasonally adjusted)

Measure	Q4 2020	Q3 2020	% Change Q3 to Q4	Q4 2019	% Change Q4 to Q4
<b>Employment (by place of work)</b>					
Total Private Sector Employment	40,591	40,467	0.3%	44,000	-7.7%
Goods-producing	12,329	12,335	0.0%	12,781	-3.5%
Natural Resources & Mining	280	283	-1.3%	272	2.8%
Construction	1,753	1,828	-4.1%	1,716	2.2%
Manufacturing	10,296	10,224	0.7%	10,793	-4.6%
Private Service-Providing	28,262	28,132	0.5%	31,219	-9.5%
Trade, Transportation, and Utilities	8,707	8,440	3.2%	8,720	-0.1%
Information	191	191	0.2%	303	-36.8%
Financial Activities	1,057	1,063	-0.5%	1,048	0.9%
Professional and Business Services	4,531	4,383	3.4%	5,041	-10.1%
Educational and Health Services	9,102	9,160	-0.6%	9,986	-8.9%
Leisure and Hospitality	3,266	3,458	-5.6%	4,134	-21.0%
Other Services	1,329	1,357	-2.0%	1,580	-15.9%
Unclassified	78	81	-4.5%	407	-80.9%
Government	9,992	9,583	4.3%	10,555	-5.3%

SOURCE: Quarterly Census of Employment and Wages & Upjohn Institute, 2021

## Employment Change, Q4 2019 to Q4 2020 (not seasonally adjusted)



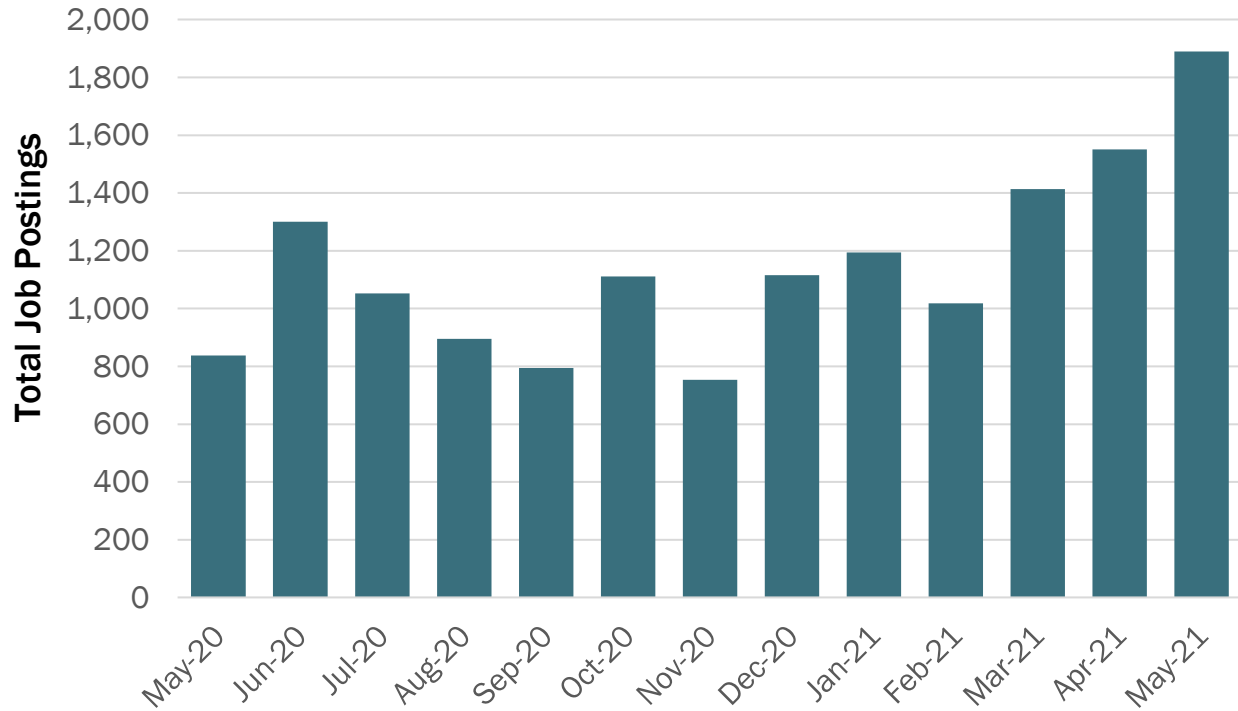
SOURCE: Quarterly Census of Employment and Wages & Upjohn Institute, 2020

The most recent data show that the greatest decrease in employment in Calhoun County from Q4 2019 to Q4 2020 occurred in education and health services, which declined by 884 jobs, or 8.9%. The greatest increase in employment in Calhoun County from Q4 2019 to Q4 2020 was in construction, which grew by 38 jobs, or 2.2%.

**The average weekly wage for nonfarm jobs in Calhoun County in Q4 2020 was \$1,186.**

SOURCE: Quarterly Census of Employment and Wages, 2021


## Total Job Postings for May 2021



SOURCE: Burning Glass Technologies, 2021

The number of job postings in Calhoun County, which demonstrates demand for labor, increased by 21.9% between April and May, from 1,551 postings to 1,890. The majority of postings in Calhoun County, as reported through Burning Glass Technologies, were for full-time and permanent positions.

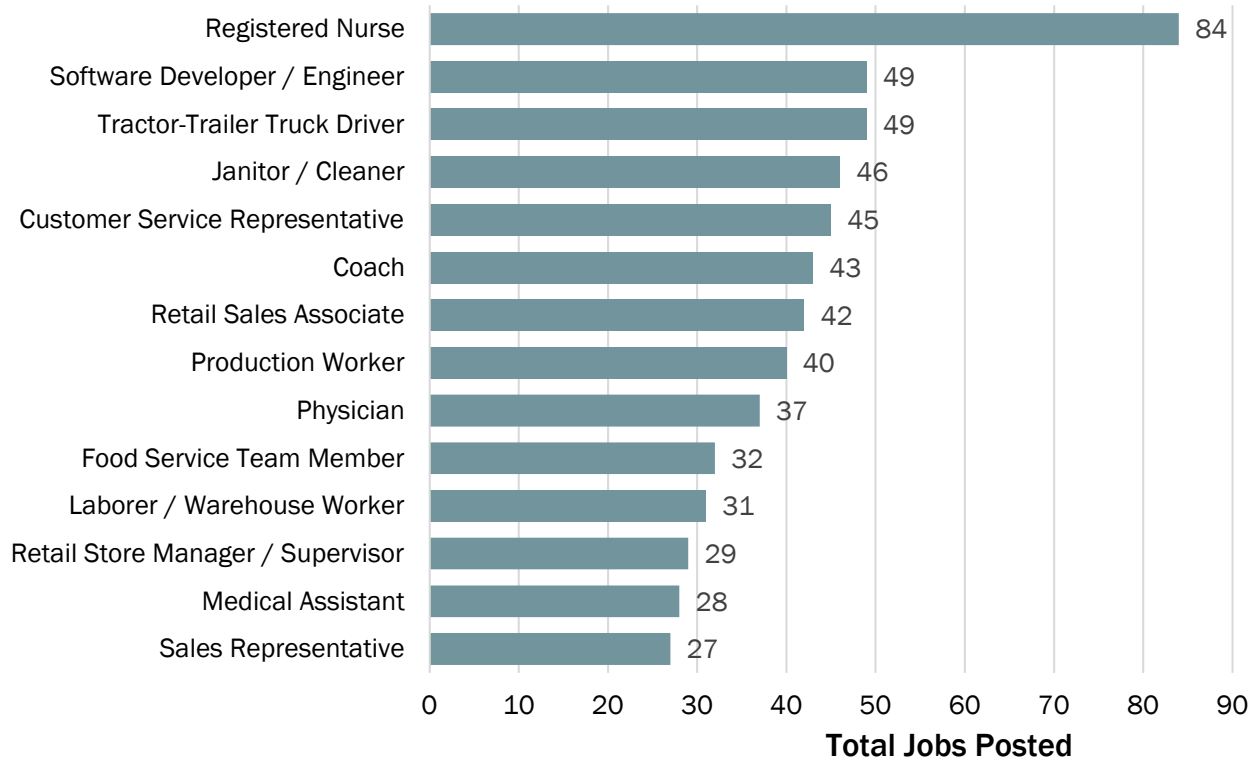
## Types of Job Postings for May 2021



SOURCE: Burning Glass Technologies, 2021



## Top Occupations with Job Postings for May 2021



SOURCE: Burning Glass Technologies, 2021

The top occupations with job postings were for registered nurse, software developer or engineer, and tractor-trailer truck driver. Nearly 4 in 10 job postings, 38.4%, required at a minimum a high school diploma or vocational training. This is a decrease of 5.0 percentage points from April in the proportion of job postings requiring a high school diploma or vocational training. The proportion of jobs requiring an associate degree decreased by 7.1 percentage points from April, and the proportion of jobs requiring a bachelor's degree or higher increased by 12.1 percentage points.

**38.4%** of job postings in May required a high school diploma or vocational training.

**16.2%** of job postings in May required an associate degree.

**45.5%** of job postings in May required a bachelor's degree or higher.

Source: Burning Glass, 2021

## About the Upjohn Institute

The W.E. Upjohn Unemployment Trustee Corporation was incorporated on October 24, 1932, as a Michigan 501(c)(3) nonprofit corporation, and is doing business as the W.E. Upjohn Institute for Employment Research. The W.E. Upjohn Institute for Employment Research has been conducting economic research and consultation for 75 years, since its founding in 1945.

The Upjohn Institute is governed by a Board of Trustees, which employs a President who is responsible for the overall operation of the Institute. The President of the Upjohn Institute is Dr. Michael Horrigan.

The Upjohn Institute currently employs 104 individuals. Upjohn's research and consultation program is conducted by a resident staff of professional social scientists, 12 of whom are PhD-level economists (senior staff). Senior staff is supported by a staff of research analysts and additional support staff. Upjohn also administers the federal and state employment programs for its four-county area through the local Workforce Investment Board. Upjohn also publishes books on economic development, workforce development, and other employment-related topics.

The PhD-level economists have more than 175 years of collective experience, conducting research on a broad variety of economic and employment topics. Their experience includes, but is not limited to, employment program evaluation, labor market dynamics, labor-management relations, employment and training programs, economic and workforce development, income replacement policy, worker adjustment, the role of education in labor markets, employment and compensation, disability, international comparison of labor adjustment policies, site selection experience, and state, regional, and local economic analysis.

---

## About the Regional Team

The Upjohn Institute also has a Regional Economic Planning Services team of specialists who provide economic insights and analysis regionally and statewide in Michigan, in other individual states, and nationally. The team has experience in:

- Economic impact analysis
- Fiscal/cost-benefit impact analysis
- Labor market analysis
- Facilitating and conducting effective one-on-one interviews, focus groups, workshops, and charrette sessions in a diverse array of environments
- Economic and workforce development and education strategies
- GIS mapping abilities
- Rural and urban land use and economic development planning services
- Regional data analysis

## Report Contributors

**Jim Robey**

Director, Regional Economic Planning Services

**Kathleen Bolter**

Regional Research Analyst

**Gerrit Anderson**

Mapping and Visualization Specialist

**Tim Marvin**

Project Coordinator

**Ben Jones**

Editor

**Erika Jones**

Production Coordinator

---

## For More Information

For questions or information about this report, contact Jim Robey, Director of Regional Economic Planning Services, 269-365-0450, or [jrobey@upjohn.org](mailto:jrobey@upjohn.org).

For definitions and descriptions of methodology and variables used in the report, please access our data dictionary at: [http://www.upjohn.org/Business\\_Outlook/Data\\_Dictionary/](http://www.upjohn.org/Business_Outlook/Data_Dictionary/).