



Regional Economic Trends for Calhoun County



JULY 2021

CALHOUN COUNTY

The Trend: Calhoun County continues to show strong growth, gaining more than 100 jobs from Q3 2020 to Q4 2020. Between March and April, the unemployment rate, employment-to-population ratio, and labor force participation rate all decreased. This is likely a sign that individuals are discouraged from finding work and are leaving the labor force. Even so, there are positive indications that there may now be more job opportunities available: job postings were higher in April than in March, with more postings in Retail Trade, Health Care and Social Assistance, Manufacturing, Accommodation and Food Services, and Transportation and Warehousing.

COUNTY UPDATE



The labor force participation rate was 55.0% in April. This is a 0.5 percentage point decrease from the previous month.



The employment-to-population ratio was 51.7% in April. This is a 0.3 percentage point decrease from the previous month.



The unemployment rate was 6.0% in April. This is a 0.4 percentage point decrease from the previous month.



The total labor force saw a decrease of 577 people from March to April. The total number of employed people decreased by 294, and the total number of unemployed people decreased by 283.



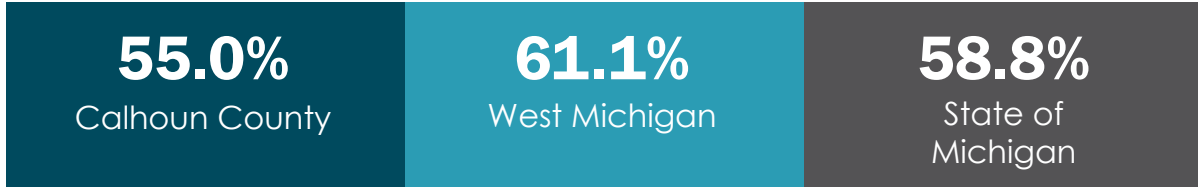
Total employment increased by 0.3% from Q3 2020 to Q4 2020.



There were 1,560 job postings in April, an increase of 9.9% from the previous month.

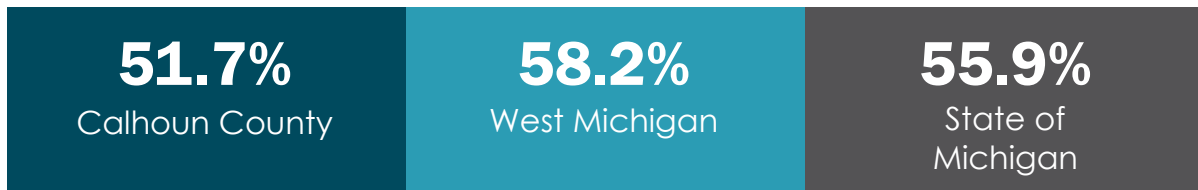
KEY ECONOMIC INDICATORS

Labor Force Participation Rate



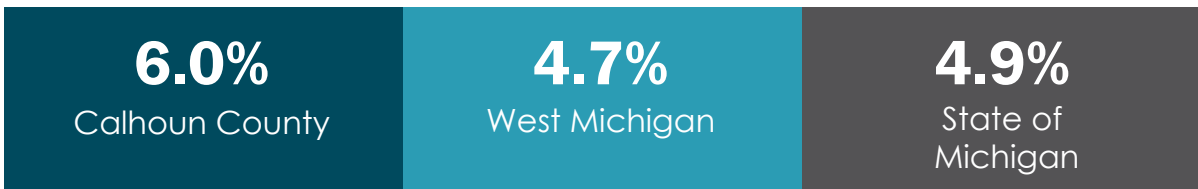
The labor force participation rate, which measures the economy's active workforce, was 55.0% in Calhoun County in April. This was lower than west Michigan's rate by 6.1 percentage points and lower than the rate for the state of Michigan by 3.8 percentage points.

Employment-to-Population Ratio



The employment-to-population ratio, which measures the proportion of the population that is employed, was 51.7% in Calhoun County for April. This was 6.5 percentage points below the ratio for west Michigan and 4.2 percentage points lower than that of the state of Michigan.

Unemployment Rate

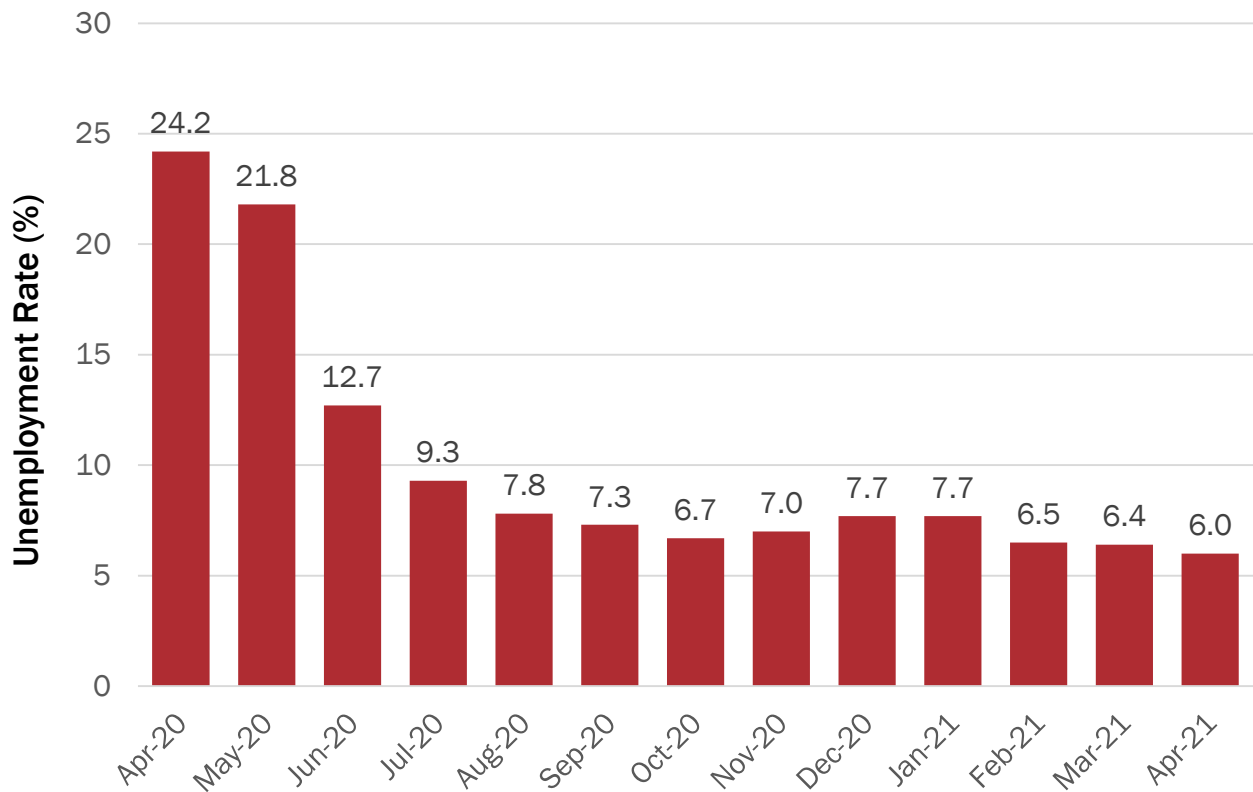


The unemployment rate, which measures the percentage of the workforce that is looking for work, was 6.0% in Calhoun County in April. This was 1.3 percentage points higher than the rate in west Michigan and 1.1 percentage point higher than the rate for the state of Michigan.

SOURCE: BLS Local Area Unemployment Statistics (LAUS) & Upjohn Institute, 2021

“West Michigan” includes Allegan, Barry, Berrien, Branch, Calhoun, Cass, Ionia, Kalamazoo, Kent, Montcalm, Muskegon, Ottawa, St. Joseph, and Van Buren Counties.

Unemployment Rate (not seasonally adjusted)



SOURCE: BLS Local Area Unemployment Statistics & Upjohn Institute, 2021

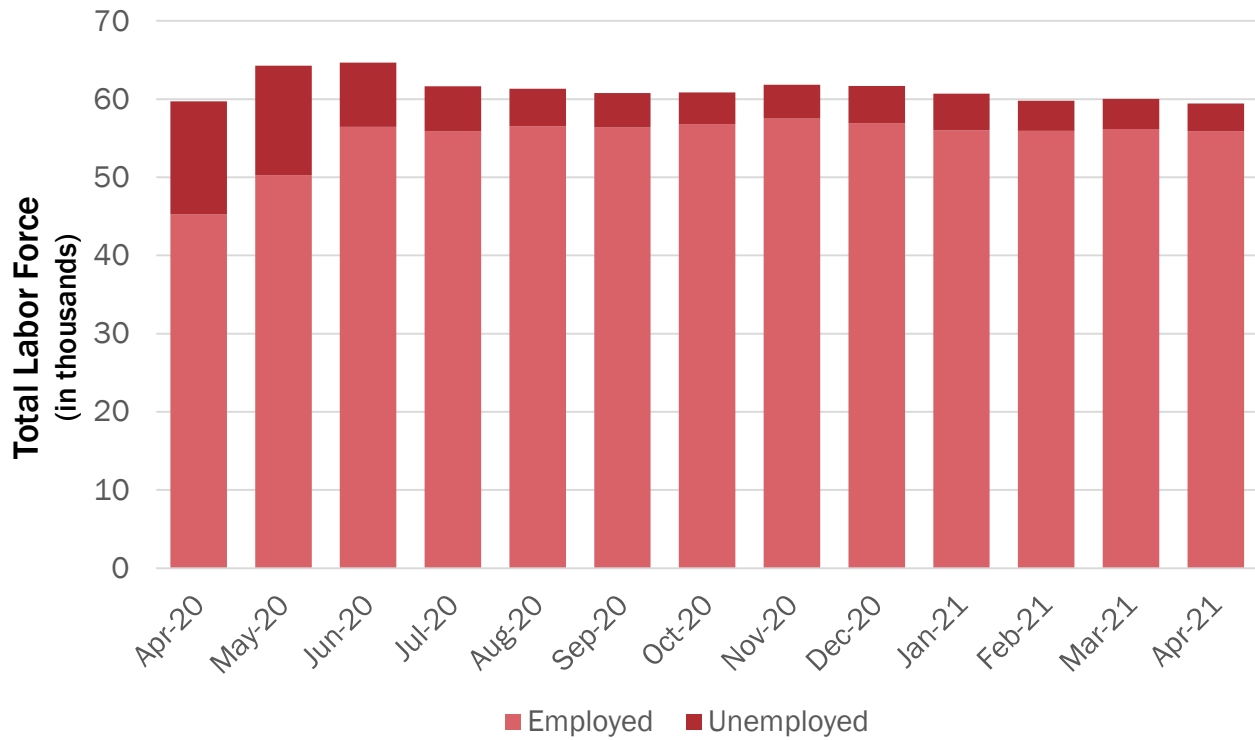
From March to April, the unemployment rate in Calhoun County decreased by 0.4 percentage points, to 6.0 percent. The rate is 18.2 percentage points lower than it was at the same time last year.

In March, there were **2.3 job seekers** for every **1 job posting*** in Calhoun County.

Burning Glass Technologies, BLS Local Area Unemployment Statistics (LAUS), & Upjohn Institute, 2021

*Burning Glass data capture only jobs that are posted online and in more traditional employment relationships. Singular job postings for multiple positions may not be fully counted.

Total Labor Force (not seasonally adjusted)



SOURCE: BLS Local Area Unemployment Statistics (LAUS) & Upjohn Institute, 2021

The total labor force in Calhoun County in April stood at 59,436, a decrease of 577 people from the March labor force of 60,013. The labor force in Calhoun County has shrunk by 0.4% since April 2020, when it stood at 59,697. This indicates a decrease in the available labor for firms in the area.

Labor Force by the Numbers, Q3 2020

- 24.4%** Percentage of workers 25 or older with a bachelor's degree or advanced degree
- 34.4%** Percentage of workers 25 or older with an associate degree or some college
- 30.5%** Percentage of workers aged 25 or older

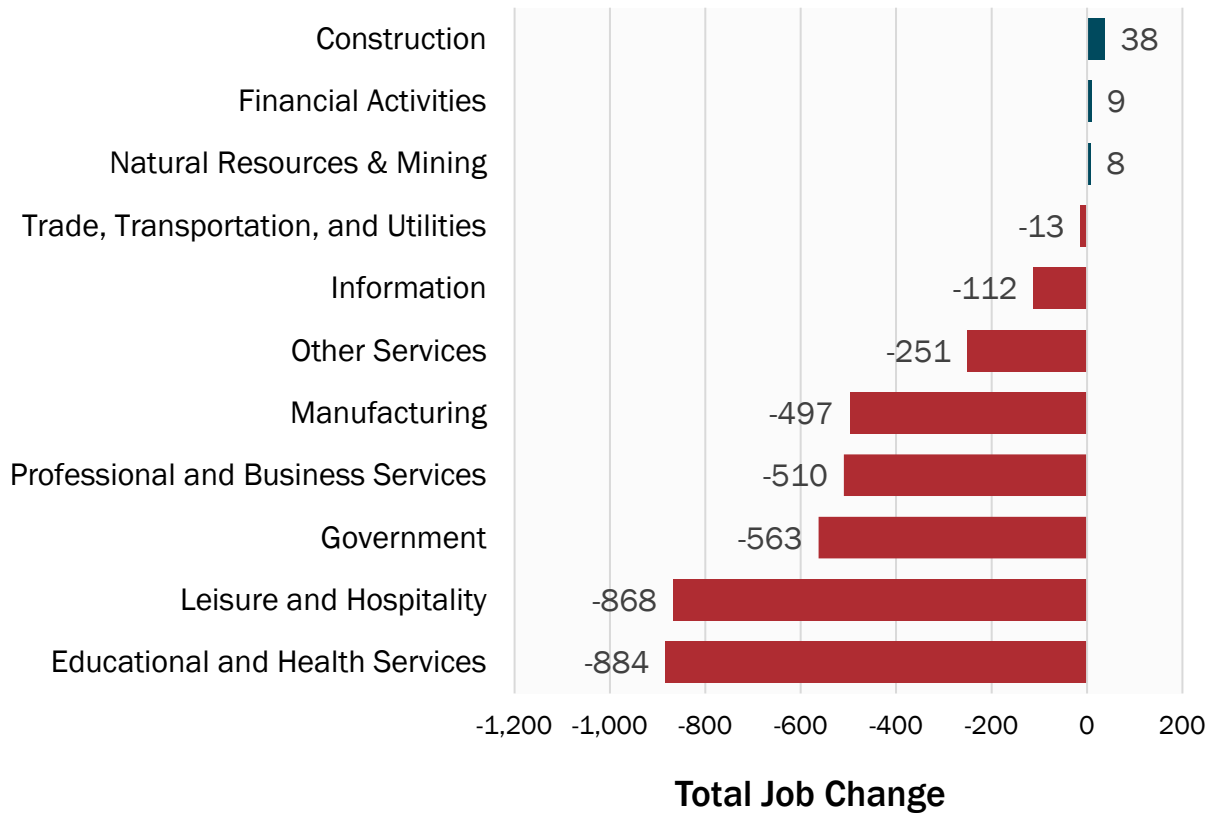
SOURCE: Quarterly Workforce Indicators, 2020

Employment by Industry Calhoun County (not seasonally adjusted)

Measure	Q4 2020	Q3 2020	% Change Q3 to Q4	Q4 2019	% Change Q4 to Q4
Employment (by place of work)					
Total Private Sector Employment	40,591	40,467	0.3%	44,000	-7.7%
Goods-Producing	12,329	12,335	0.0%	12,781	-3.5%
Natural Resources & Mining	280	283	-1.3%	272	2.8%
Construction	1,754	1,828	-4.1%	1,716	2.2%
Manufacturing	10,296	10,224	0.7%	10,793	-4.6%
Private Service-Providing	28,262	28,132	0.5%	31,219	-9.5%
Trade, Transportation, and Utilities	8,707	8,440	3.2%	8,720	-0.1%
Information	191	191	0.2%	303	-36.8%
Financial Activities	1,057	1,063	-0.5%	1,048	0.9%
Professional and Business Services	4,531	4,383	3.4%	5,041	-10.1%
Educational and Health Services	9,102	9,160	-0.6%	9,986	-8.9%
Leisure and Hospitality	3,266	3,458	-5.6%	4,134	-21.0%
Other Services	1,329	1,357	-2.0%	1,580	-15.9%
Unclassified	78	81	-4.5%	407	-80.9%
Government	9,992	9,583	4.3%	10,555	-5.3%

SOURCE: Quarterly Census of Employment and Wages & Upjohn Institute, 2021

Employment Change, Q4 2019 to Q4 2020 (not seasonally adjusted)



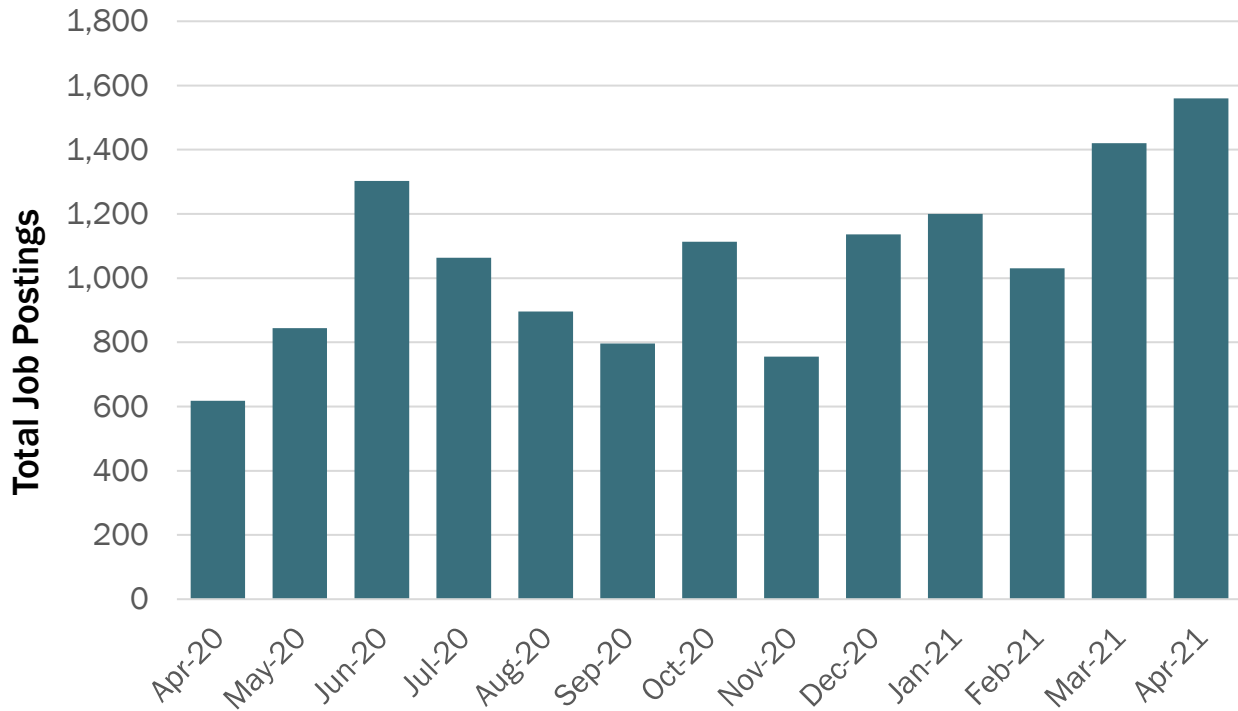
SOURCE: Quarterly Census of Employment and Wages & Upjohn Institute, 2020

The most recent data show that the greatest decrease in employment in Calhoun County from Q4 2019 to Q4 2020 occurred in Educational and Health Services, which declined by 884 jobs, or 8.9%. The greatest increase in employment from Q4 2019 to Q4 2020 for Calhoun County took place in construction, which grew by 38 jobs, or 2.2%.

The average weekly wage in the county for nonfarm jobs in Q4 2020 was **\$1,186**.

SOURCE: Quarterly Census of Employment and Wages, 2021


Total Job Postings, April 2021



SOURCE: Burning Glass Technologies, 2021

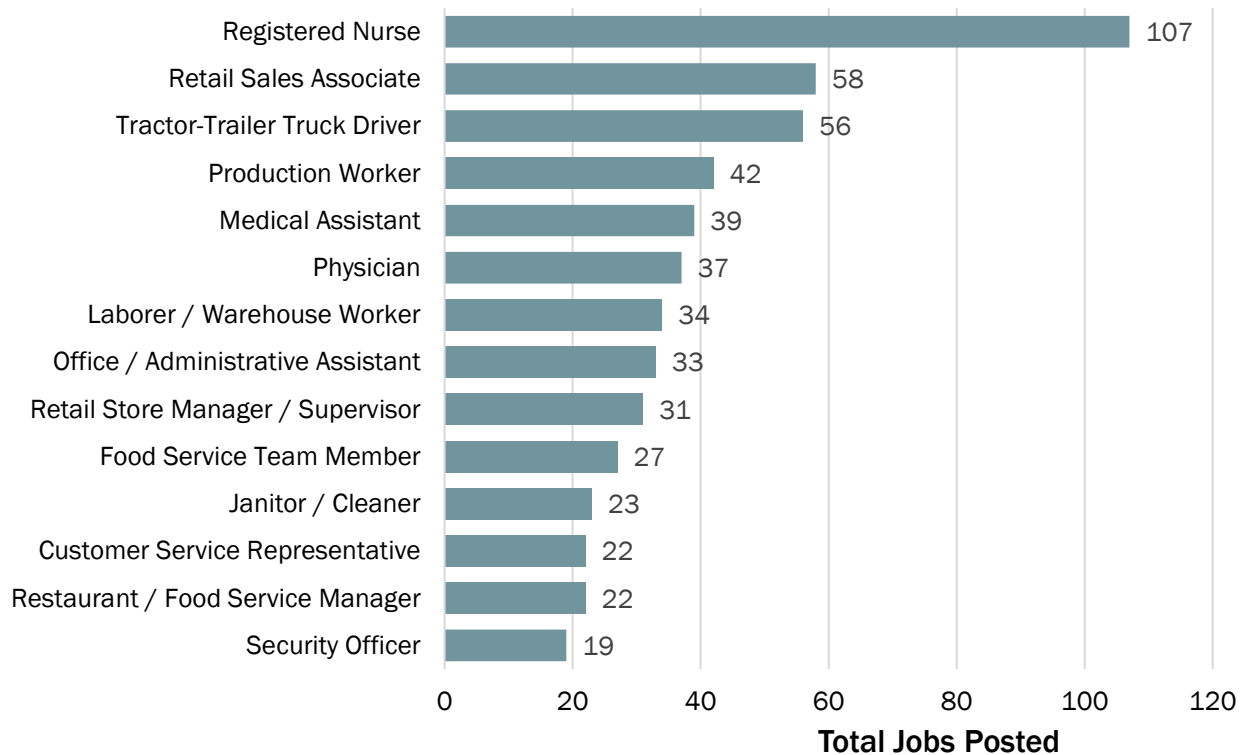
The number of job postings in Calhoun County, which demonstrates demand for labor, increased by 9.9% between March and April, from 1,420 postings to 1,560. The majority of postings in Calhoun County, as reported through Burning Glass Technologies, were for full-time and permanent positions.

Type of Job Postings, March 2021



SOURCE: Burning Glass Technologies, 2021

Top Occupations for Job Postings, April 2021



SOURCE: Burning Glass Technologies, 2021

The top occupations with job postings were for registered nurses, retail sales associates, and tractor-trailer truck drivers. Nearly half of the job postings, 43.3%, required at a minimum a high school diploma or vocational training. This represents a decrease of 2.1 percentage points from March in the proportion of job postings requiring a high school diploma or vocational training. The proportion of jobs requiring an associate degree increased by 2.5 percentage points from March 2021, and the proportion of jobs requiring a bachelor's degree or higher decreased by 0.4 percentage points.

43.3% of job postings in April required a high school diploma or vocational training.

23.3% of job postings in April required an associate degree.

33.8% of job postings in April required a bachelor's degree or higher.

Source: Burning Glass, 2021

About the Upjohn Institute

The W.E. Upjohn Unemployment Trustee Corporation was incorporated on October 24, 1932, as a Michigan 501(c)(3) nonprofit corporation, and is doing business as the W.E. Upjohn Institute for Employment Research. The W.E. Upjohn Institute for Employment Research has been conducting economic research and consultation for 75 years, since its founding in 1945.

The Upjohn Institute is governed by a Board of Trustees, which employs a President who is responsible for the overall operation of the Institute. The President of the Upjohn Institute is Dr. Michael Horrigan.

The Upjohn Institute currently employs 104 individuals. Upjohn's research and consultation program is conducted by a resident staff of professional social scientists, 12 of whom are PhD-level economists (senior staff). Senior staff is supported by a staff of research analysts and additional support staff. Upjohn also administers the federal and state employment programs for its four-county area through the local Workforce Investment Board. Upjohn also publishes books on economic development, workforce development, and other employment-related topics.

The PhD-level economists have more than 175 years of collective experience, conducting research on a broad variety of economic and employment topics. Their experience includes, but is not limited to, employment program evaluation, labor market dynamics, labor-management relations, employment and training programs, economic and workforce development, income replacement policy, worker adjustment, the role of education in labor markets, employment and compensation, disability, international comparison of labor adjustment policies, site selection experience, and state, regional, and local economic analysis.

About the Regional Team

The Upjohn Institute also has a Regional Economic Planning Services team of specialists who provide economic insights and analysis regionally and statewide in Michigan, in other individual states, and nationally. The team has experience in:

- Economic impact analysis
- Fiscal/cost-benefit impact analysis
- Labor market analysis
- Facilitating and conducting effective one-on-one interviews, focus groups, workshops, and charrette sessions in a diverse array of environments
- Economic and workforce development and education strategies
- GIS mapping abilities
- Rural and urban land use and economic development planning services
- Regional data analysis

Report Contributors

Jim Robey

Director, Regional Economic Planning Services

Kathleen Bolter

Regional Research Analyst

Gerrit Anderson

Mapping and Visualization Specialist

Tim Marvin

Project Coordinator

Ben Jones

Editor

Erika Jones

Production Coordinator

For More Information

For questions or information about this report, contact Jim Robey, Director of Regional Economic Planning Services, 269-365-0450, or jrobey@upjohn.org.

For definitions and descriptions of methodology and variables used in the report, please access our data dictionary at: http://www.upjohn.org/Business_Outlook/Data_Dictionary/.