



Regional Economic Trends

for Michigan Works! Southwest Region



APRIL 2021

**W.E. UPJOHN
INSTITUTE**
FOR EMPLOYMENT RESEARCH

MICHIGAN WORKS! SOUTHWEST REGION

The Trend: The Michigan Works! Southwest Region continues to recover, gaining more than 14,000 jobs from Q2 2020 to Q3 2020. However, in January 2021, the unemployment rate was 1.5 percentage points higher than it had been in December 2020. An increasing labor force participation rate suggests individuals are once again looking for jobs, while an increasing employment-to-population ratio suggests that they are finding employment. Job postings were higher in January 2021 than in December 2020, with slightly more postings in Manufacturing and Public Administration.

REGION UPDATE



The labor force participation rate was 58.6% in January 2021. This is a 4.8 percentage point increase from the previous month.



The employment-to-population ratio was 54.8% in January 2021. This is a 3.7 percentage point increase from the previous month.



The unemployment rate was 6.3% in January 2021. This is a 1.5 percentage point increase from December 2020.



The total labor force increased by 5,769 people from December 2020 to January 2021. The total increase in employed people was 1,908, and the total number of unemployed people increased by 3,861.



Total employment increased by 9.5% from Q2 2020 to Q3 2020.

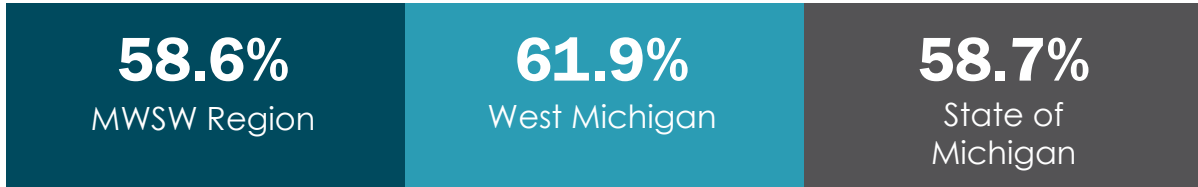


There were 3,863 job postings in January 2021. This is a 2.7% increase from the previous month.

KEY ECONOMIC INDICATORS

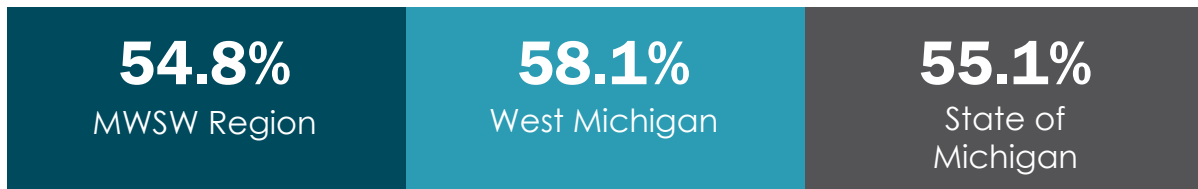
January 2021

Labor Force Participation Rate



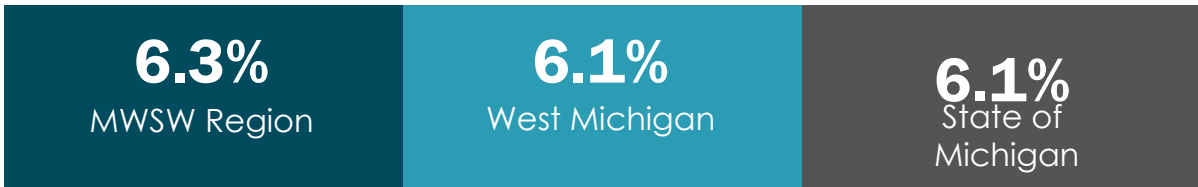
The labor force participation rate, which measures the economy's active workforce, was 58.6% in the Michigan Works! Southwest Region in January 2021. This was lower than in west Michigan by 3.3 percentage points, and lower than for the state of Michigan by 0.1 percentage points.

Employment-to-Population Ratio



The employment-to-population ratio, which measures the proportion of the population that is employed, was 54.8% in the Michigan Works! Southwest Region in January 2021. This was 3.3 percentage points below that of west Michigan and 0.3 percentage points lower than for the state of Michigan.

Unemployment Rate



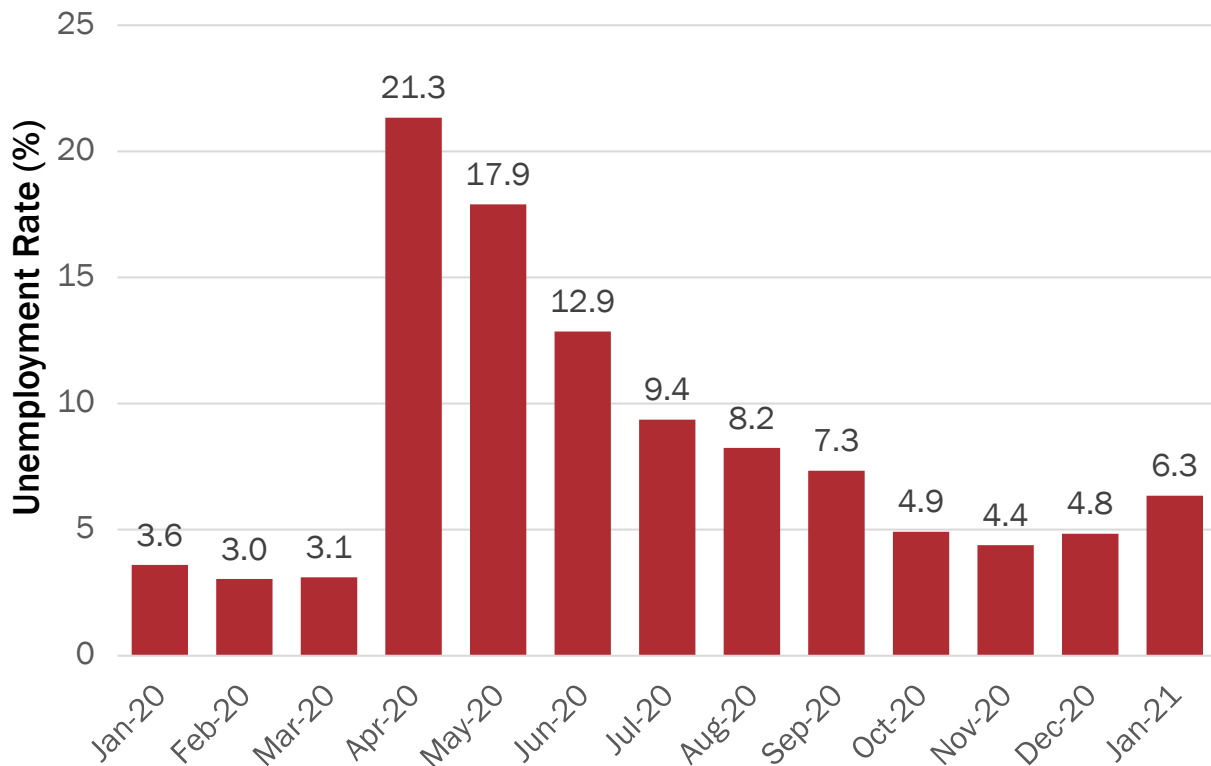
The unemployment rate, which measures the percentage of the workforce that is actively looking for work, was 6.5% in the Michigan Works! Southwest Region in January 2021. This was 0.2 percentage points higher than in west Michigan and also 0.2 percentage points higher than for the state of Michigan.

BLS Local Area Unemployment Statistics (LAUS) & Upjohn Institute, 2021

MWSW is defined as the Michigan Works! Southwest Region.

“West Michigan” includes Allegan, Barry, Berrien, Branch, Calhoun, Cass, Ionia, Kalamazoo, Kent, Montcalm, Muskegon, Ottawa, St. Joseph, and Van Buren Counties.

Unemployment Rate MWSW Region (not seasonally adjusted)



BLS Local Area Unemployment Statistics & Upjohn Institute, 2021

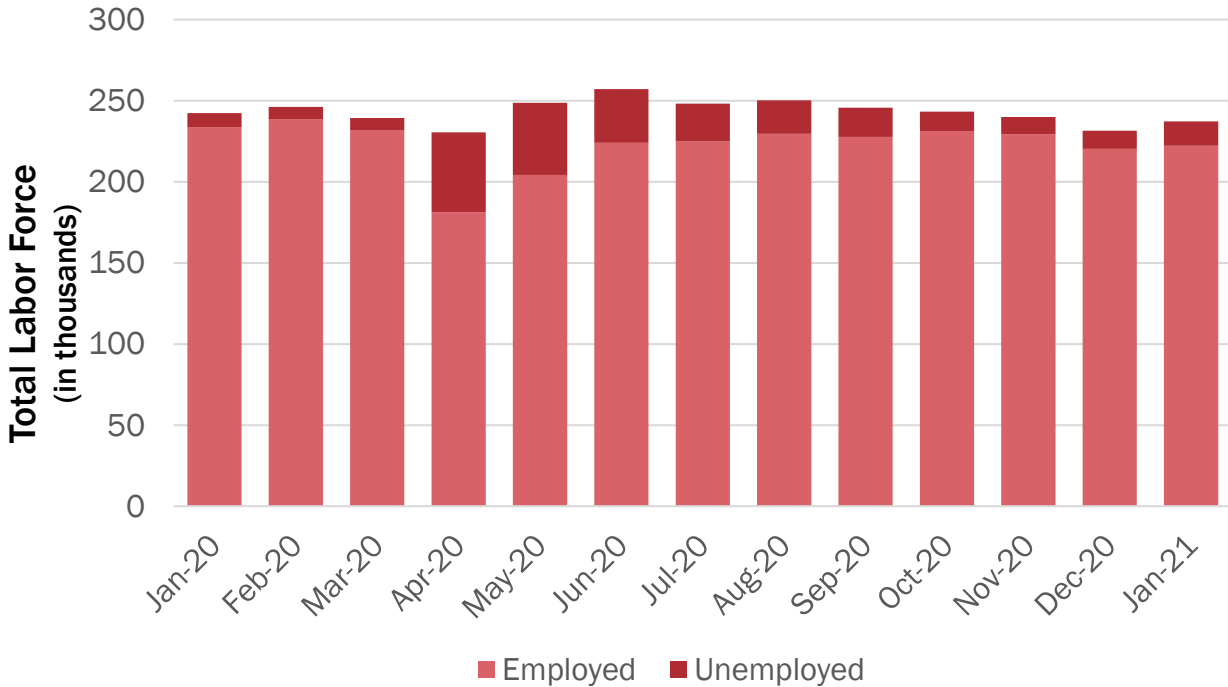
From December 2020, the unemployment rate in the Michigan Works! Southwest Region increased by 1.5 percentage points to 6.3% in January 2021. The unemployment rate was 2.7 percentage points higher than it was at the same time last year.

In January, there were **3.9 job seekers** for every **1 job posting*** in the MWSW Region.

Burning Glass Technologies, BLS Local Area Unemployment Statistics (LAUS), & Upjohn Institute, 2021

*Burning Glass Technologies data captures only jobs that are posted online and in more traditional employment relationships. Singular job postings for multiple positions may not be fully counted.

Total Labor Force
MWSW Region (not seasonally adjusted)



BLS Local Area Unemployment Statistics (LAUS) & Upjohn Institute, 2021

The total labor force in the Michigan Works! Southwest Region in January 2021 stood at 237,295, a decrease of 5,175 people from December 2020. The total labor force in the Michigan Works! Southwest Region has grown by 2.1% since January 2020 when it stood at 242,452. This indicates an increase in the available labor for firms in the area.

Labor Force by the Numbers, Q2 2020
MWSW Region

- 25.7%** Percentage of workers 25 and older with a bachelor’s degree or advanced degree
- 33.9%** Percentage of workers 25 and older with an associate degree or some college
- 29.4%** Percentage of workers aged 25 to 54 with a high school diploma or equivalent

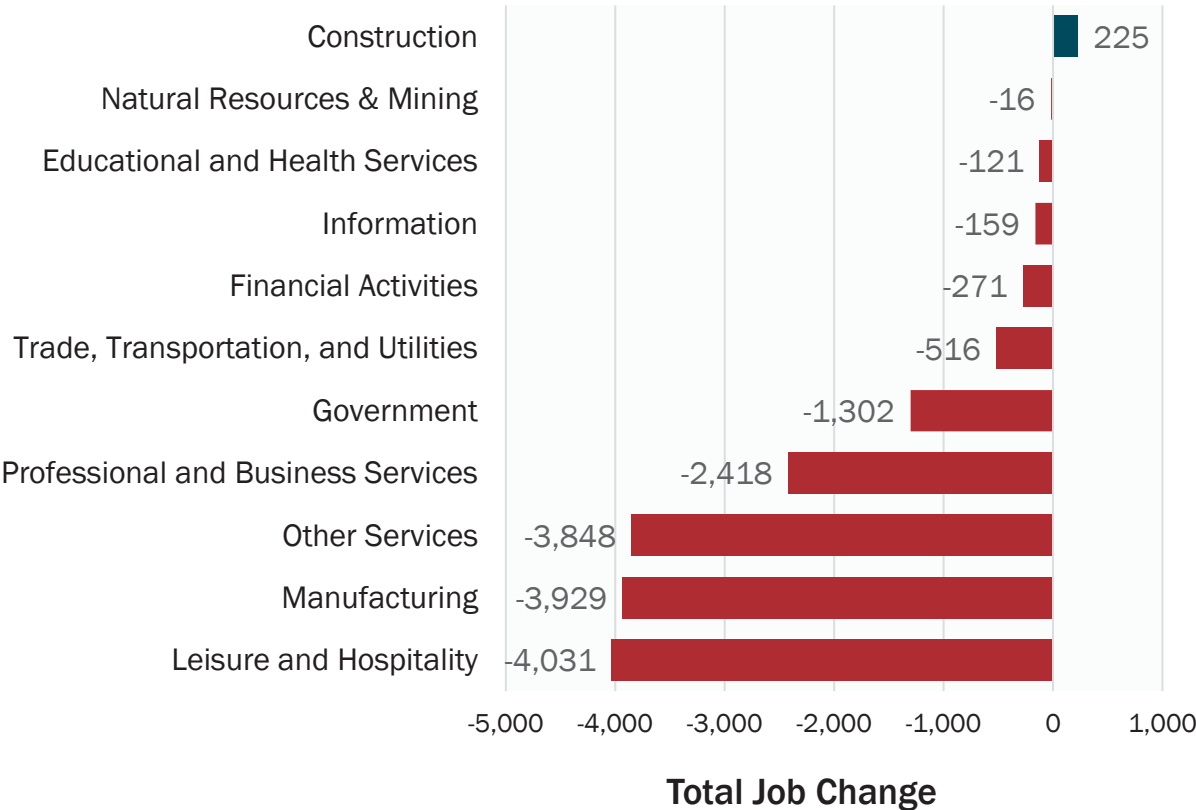
Quarterly Workforce Indicators, 2021

Employment by Industry MWSW Region (not seasonally adjusted)

Measure	Q3 2020	Q2 2020	% Change Q2 to Q3	Q3 2019	% Change Q3 to Q3
Employment (by place of work)					
Total Private Sector Employment	169,766	154,981	9.5%	185,079	-8.3%
Goods-producing	49,592	45,728	8.5%	53,312	-7.0%
Natural Resources & Mining	2,582	2,747	-6.0%	2,598	-0.6%
Construction	8,766	7,136	22.8%	8,540	2.6%
Manufacturing	38,245	35,845	6.7%	42,174	-9.3%
Private Service-Providing	120,173	109,253	10.0%	131,767	-8.8%
Trade, Transportation, and Utilities	36,048	32,707	10.2%	36,564	-1.4%
Information	897	945	-5.0%	1,057	-15.1%
Financial Activities	9,554	9,416	1.5%	9,825	-2.8%
Professional and Business Services	16,234	14,842	9.4%	18,652	-13.0%
Educational and Health Services	34,339	32,812	4.7%	34,460	-0.4%
Leisure and Hospitality	17,277	13,211	30.8%	21,308	-18.9%
Other Services	5,484	5,037	8.9%	9,332	-41.2%
Unclassified	340	284	19.7%	569	-40.2%
Government*	23,729	25,014	-5.1%	25,031	-5.2%

Source: Quarterly Census of Employment and Wages & Upjohn Institute, 2021

Employment Change Q3 2019 to Q3 2020 MWSW Region (not seasonally adjusted)



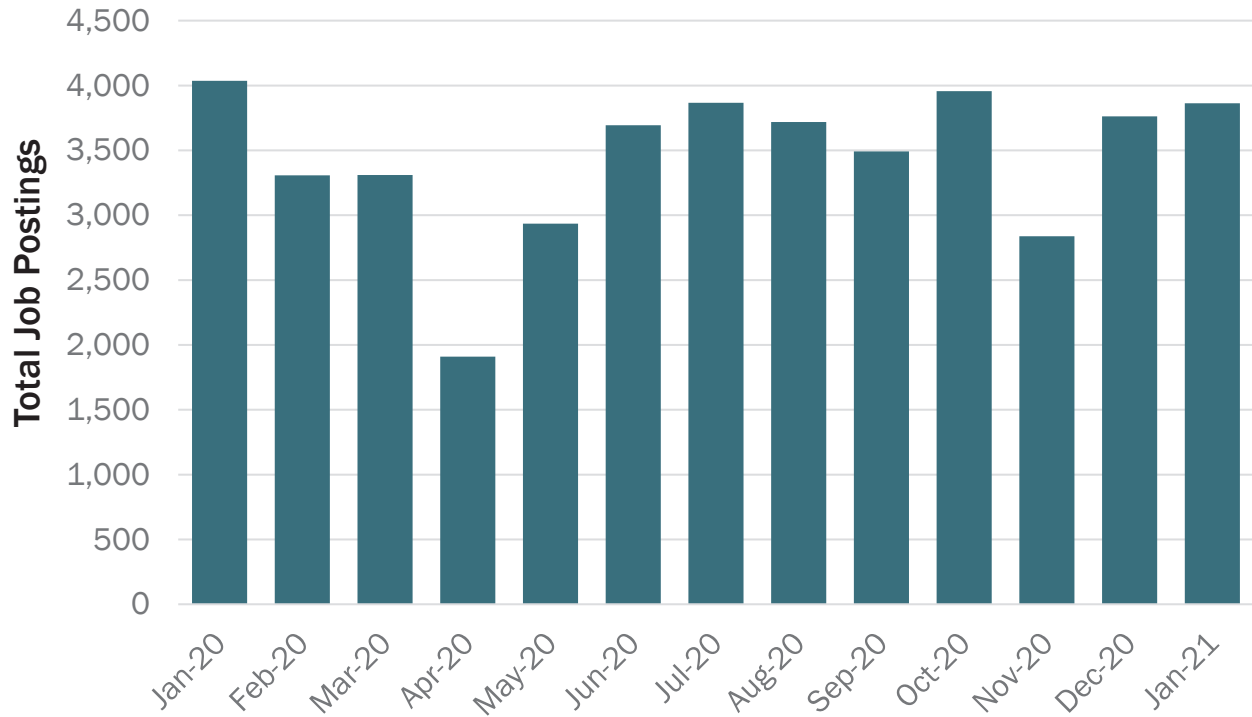
Source: Quarterly Census of Employment and Wages & Upjohn Institute, 2020

The most recent data shows that the greatest decrease in employment in the Michigan Works! Southwest Region from Q3 2019 to Q3 2020 was in Leisure and Hospitality, which declined by 4,031 jobs, or 30.8%. The greatest increase in employment from Q3 2019 to Q3 2020 was in Construction, which grew by 226 jobs, or 22.8%.

The average weekly wage for nonfarm jobs in Q2 2020 in the MWSW Region was \$931.

Source: Quarterly Census of Employment and Wages, 2021

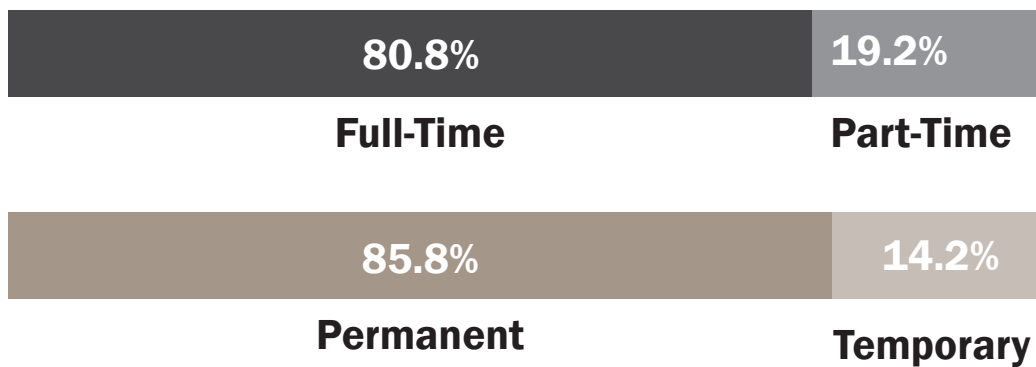
Total Job Postings, MWSW Region



Source: Burning Glass, 2021

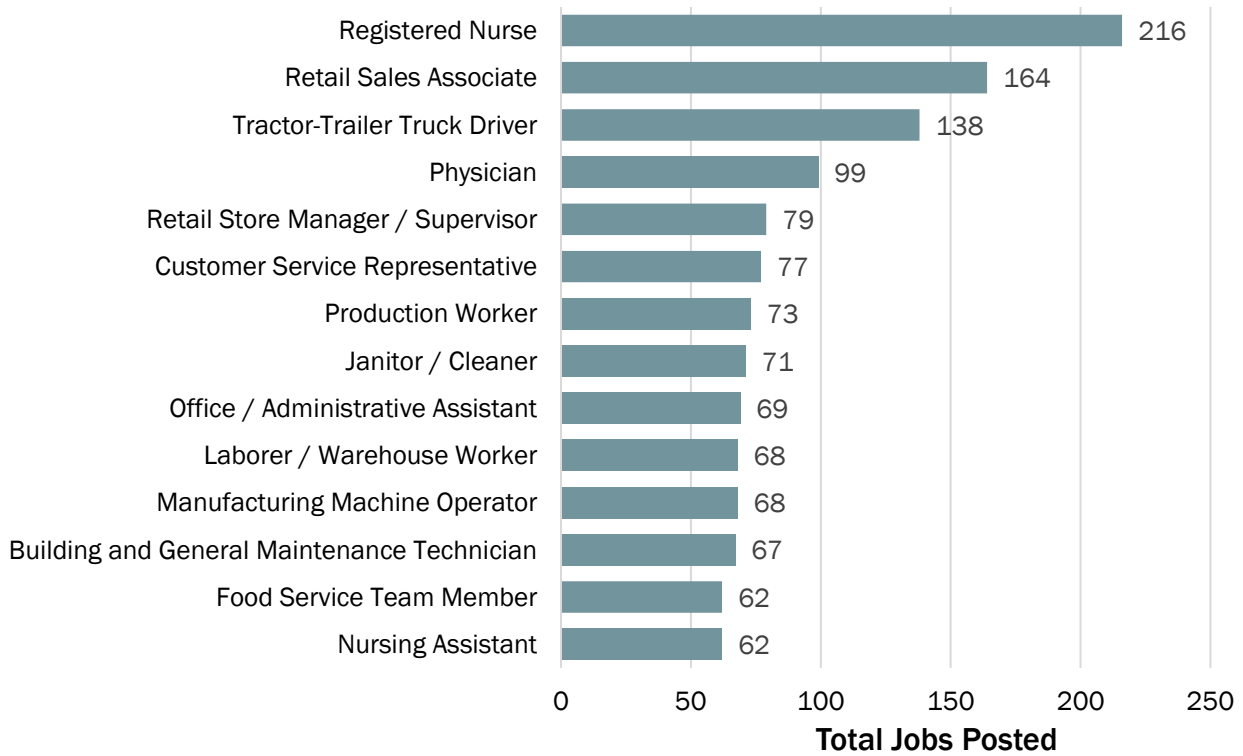
The number of job postings in the Michigan Works! Southwest Region, which demonstrate demand for labor, increased by 2.7% between December 2020 and January 2021, from 3,762 postings to 3,863 postings. The majority of postings in the Michigan Works! Southwest Region, as reported through Burning Glass, were full-time and permanent positions.

Type of Job Posting January 2021 MWSW Region



Source: Burning Glass, 2021

Job Postings for Top Occupations, January 2021 MWSW Region



Source: Burning Glass, 2021

The top occupations with job postings were for registered nurses, retail sales associates, and tractor-trailer truck drivers. Nearly two-in-five postings, 44.9%, required a high school diploma or vocational training. This was an increase of 4.2 percentage points from December 2020 in the proportion of job postings requiring a high school diploma or vocational training. The proportion of jobs requiring an associate degree decreased by 1.9 percentage points from December 2020, and the proportion of jobs requiring a bachelor’s degree or higher decreased by 2.3 percentage points.

44.9% of job postings required a high school diploma or vocational training in January 2021.

16.0% of job postings required an associate degree in January 2021.

39.0% of job postings required a bachelor’s degree or higher in January 2021.

Source: Burning Glass, 2021

About the Upjohn Institute

The W.E. Upjohn Unemployment Trustee Corporation was incorporated on October 24, 1932, as a Michigan 501(c)(3) nonprofit corporation, and is doing business as the W.E. Upjohn Institute for Employment Research. The W.E. Upjohn Institute for Employment Research has been conducting economic research and consultation for 75 years, since its founding in 1945.

The Upjohn Institute is governed by a Board of Trustees, which employs a President who is responsible for the overall operation of the Institute. The President of the Upjohn Institute is Dr. Michael Horrigan.

The Upjohn Institute currently employs 104 individuals. Upjohn's research and consultation program is conducted by a resident staff of professional social scientists, 12 of whom are PhD-level economists (senior staff). Senior staff is supported by a staff of research analysts and additional support staff. Upjohn also administers the federal and state employment programs for its four-county area through the local Workforce Investment Board. Upjohn also publishes books on economic development, workforce development, and other employment-related topics.

The PhD-level economists have more than 175 years of collective experience, conducting research on a broad variety of economic and employment topics. Their experience includes, but is not limited to, employment program evaluation, labor market dynamics, labor-management relations, employment and training programs, economic and workforce development, income replacement policy, worker adjustment, the role of education in labor markets, employment and compensation, disability, international comparison of labor adjustment policies, site selection experience, and state, regional, and local economic analysis.

About the Regional Team

The Upjohn Institute also has a Regional Economic Planning Services team of specialists who provide economic insights and analysis regionally and statewide in Michigan, in other individual states, and nationally. The team has experience in:

- Economic impact analysis
- Fiscal/cost-benefit impact analysis
- Labor market analysis
- Facilitating and conducting effective one-on-one interviews, focus groups, workshops, and charrette sessions in a diverse array of environments
- Economic and workforce development and education strategies
- GIS mapping abilities
- Rural and urban land use and economic development planning services
- Regional data analysis

Report Contributors

Jim Robey

Director, Regional Economic Planning Services

Kathleen Bolter

Regional Research Analyst

Gerrit Anderson

Mapping and Visualization Specialist

Emily Boyle

Editor

For More Information

For questions or information about this report, contact Jim Robey, Director of Regional Economic Planning Services, 269-365-0450, or jrobey@upjohn.org.

For definitions and descriptions of methodology and variables used in the report, please access our data dictionary at: http://www.upjohn.org/Business_Outlook/Data_Dictionary/.